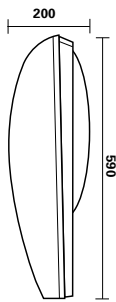
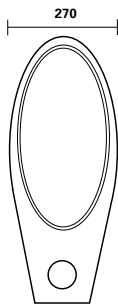





arro e



dimension (mm)



Arro E 250W HPSV

ADVANTAGES

- Architectural stylish appearance
- Fully aluminium
- High performance, easy maintenance
- Choice of colours

APPLICATION

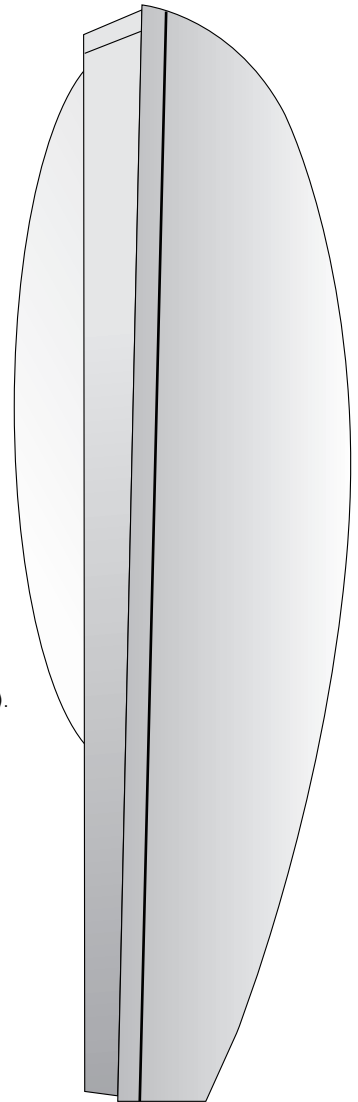
- Streets, highway, parking areas, security
- Perimeter lighting, architecture & landscape
- Suggested mounting heights : 6~12 meters

FEATURES

- Enclosed luminaires for pole mounting.
- Die-cast aluminium housing: top and bottom.
- Finished with polyester powder paint.
- Ballast components mounted on a removable gear tray.
- Silicone sealed optics. Tightseal 66.
- Anodised finish on hydroformed aluminium reflector.
- Tempered clear curved glass. Filter optical.
- Adjustable lamp socket - standard E27 or E40 (depending on lamp).
- Easy access to ballast compartment and lamp by opening the top housing. Lamp replacement without tools.
- Side mounting adjustable for ø38mm~50mm diameter.
- Side and bottom entry available.

CHARACTERISTICS

- Optical assembly : IP 66
- Ballast Compartment : IP 54
- Aerodynamic Resistance (CXS) : 0.33m²
- Electrical Insulation : Class 1
- Voltage : 220V~240V 50/60 Hz
- Wattage : 70W~250W
- Lamp Type : HPS, M/H or MBF
- Dimensions (mm) : 590(L) x 270(W) x 200(H)
- Approx. Net weight : 6~8 kg



| Model No. | Description | Voltage | Frequency | Lamp |
|-----------|---|----------|-----------|------|
| ACPE0004 | ARRO E 70W HPS C/W Control Gear & Tube | 220-240V | 50-60Hz | E27 |
| ACPE0001 | ARRO E 150W HPS C/W Control Gear & Tube | 220-240V | 50-60Hz | E40 |
| ACPE0002 | ARRO E 250W HPS C/W Control Gear & Tube | 220-240V | 50-60Hz | E40 |
| ACPE0005 | ARRO E 70W MH C/W Control Gear & Tube | 220-240V | 50-60Hz | E27 |
| ACPE0006 | ARRO E 150W MH C/W Control Gear & Tube | 220-240V | 50-60Hz | E27 |
| ACPE0003 | ARRO E 250W MH C/W Control Gear & Tube | 220-240V | 50-60Hz | E40 |

ordering information