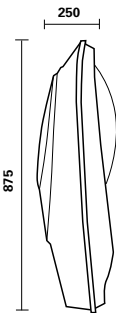
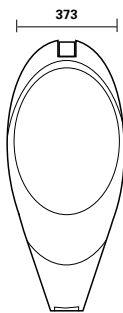
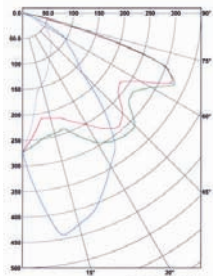




### arro XP



dimension (mm)



Arro XP 400W HPSV

#### ADVANTAGES

- Architectural stylish appearance
- Fully aluminium
- High performance, easy maintenance
- Choice of colours

#### APPLICATION

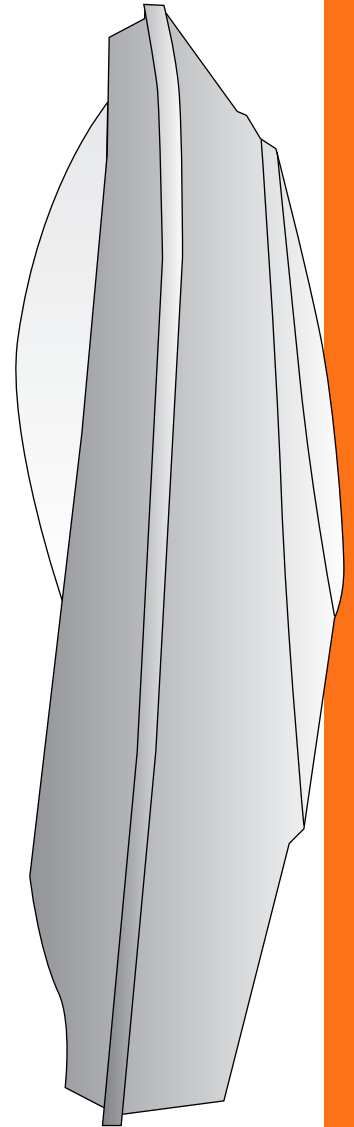
- Streets, highway, parking areas, security
- Perimeter lighting, architecture & landscape
- Suggested mounting heights : 6~16 meters

#### FEATURES

- Enclosed luminaires for pole or post top mounting.
- Die-cast aluminium housing : Top and Bottom.
- Finished with polyester powder paint. Standard colour – Grey.
- Ballast components mounted on a removable gear tray.
- Silicon sealed optics – Tightseal 66.
- Anodised finished on hydroformed aluminium faceted reflector.
- Tempered clear curved glass. Filter optical.
- Adjustable lamp socket – Standard E40 or E27 (depending on lamp).
- Easy access to ballast compartment and lamp by opening from the top housing. Lamp replacement without tools.
- Side entry 48~60mm.
- Bottom entry 60~76mm.
- Tilting capability between 0°~15°.
- Dimming system, deep bowl reflector and flat glass available upon request.

#### CHARACTERISTICS

- Optical assembly : IP 65
- Ballast Compartment : IP 65
- Electrical Insulation : Class 1
- Voltage : 220V~240V 50/60 Hz
- Wattage : 250W~600W
- Lamp Type : HPS & M/H
- Dimensions (mm) : 875(L) x 373(W) x 250(H)
- Approx. Net weight : 15~20 kg



Model No.	Description	Voltage	Frequency	Lamp
ACPXP0001	ARRO XP 250W HPS C/W Gear & Tube	220-240V	50-60Hz	E40
ACPXP0002	ARRO XP 400W HPS C/W Gear & Tube	220-240V	50-60Hz	E40
ACPXP0003	ARRO XP 600W HPS C/W Gear & Tube	220-240V	50-60Hz	E40
ACPXP0004	ARRO XP 250W MH C/W Gear & Tube	220-240V	50-60Hz	E40
ACPXP0005	ARRO XP 400W MH C/W Gear & Tube	220-240V	50-60Hz	E40

ordering information