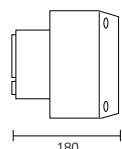
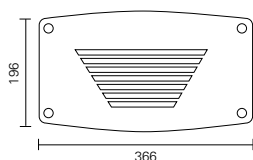


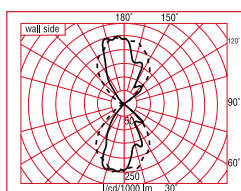


## duplo II

Outdoor luminaire for semi-recessed or surface mounting with upward and downward light distribution (1/3 and 2/3) with prismatic control. By turning the position of the luminaire it is possible to obtain predominantly indirect or direct illumination. Suitable for low mounting heights also.



dimension (mm)



### APPLICATION


- Wall washer for direct/indirect lighting
- Suitable environment such as churches, lounges, gymnasiums and halls

### FEATURES

- High impact resistant injection molded composite technopolymer body
- Self-extinguishing V0-UL94
- UV stabilized polycarbonate prismatic diffuser
- Glow-wire test, iec695-2-1, 850°C
- Silicone rubber gaskets and super pure aluminium reflector
- Internal cable looping facility
- Suitable for heavy-duty service (en 60598-1) mechanical shock resistant up to 6,5nm
- Mounting on normally inflammable surfaces allowed

### CHARACTERISTICS

- Optical assembly : IP 65
- Ballast Compartment : IP 65
- Electrical Insulation : Class 1
- Voltage : 220V~240V
- Wattage : 70~150W MH
- Lamp Type : Rx7s
- Dimensions (mm) : 366(L) x 180(W) x 196(H)
- Approx. Net weight : 6.3kg



Model No.	Description	Voltage	Frequency	Lamp
CTCP0012	DUPLO II 70W MH (Rx7s) C/W Gear & Lamp	220-140Hz	50-60Hz	Rx75
CTCP0013	DUPLO II 150W MH (Rx7s) C/W Gear & Lamp	220-140Hz	50-60Hz	Rx75

# ordering information