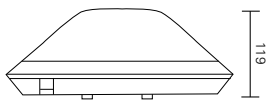
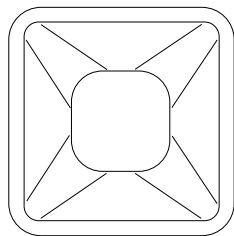




**excell quadra 300**

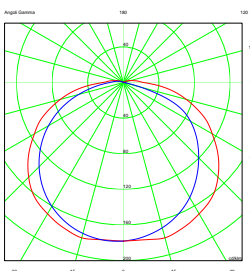


119



Ø300

dimension (mm)



excell quadra 2x9W

**ADVANTAGES**

- Architectural stylish appearance
- High performance
- Easy maintenance

**APPLICATION**

- Hotel, exhibition, restaurant, home
- Shop, school, hall

**FEATURES**

- Enclose luminaire for indoor lighting.
- Body, ring and diffuser made of polycarbonate.
- Level operated opening/closing without screws.
- Colour – Black or White.

**CHARACTERISTICS**

- Optical assembly : IP 54
- Ballast Compartment : IP 54
- Electrical Insulation : Class II
- Voltage : 220V~240V
- Wattage : 9W~28W
- Dimensions (mm) : ø300 x 119(H)



Model No.	Description	Voltage	Frequency
LMBC0030	EXCELL QUADRA 300 2x9W PL-S C/W Gear & Lamp	220-240V	50-60Hz
LMBC0031	EXCELL QUADRA 300 1x28W 2D C/W Gear & Lamp	220-240V	50-60Hz

NOTE: Please specify colour and type of lamp when ordering

ordering information