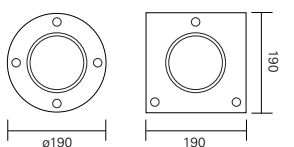




### inground 190



#### ADVANTAGES

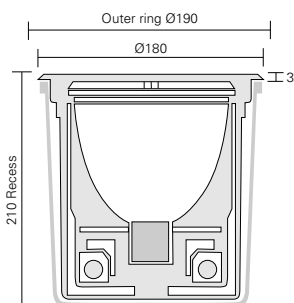
- Architectural stylish appearance.
- Stainless steel.
- Choice of appearance.
- Anti corrosion.

#### APPLICATION


- Buried lighting, walkway, park.
- Pedestrian Path.
- Hotel, path, square, street
- Architectural and Landscape.

#### FEATURES

- Enclosed luminaire for buried.
- Stainless steel housing and frame with light corrosion proof. In AISI 316 stainless steel finish.
- Acid treated, all thermal shock proof tempered protection glass and load resistant (max 5,000kg).
- Integral electronic ballast.
- Built-in with recessed mounting box.
- Ceramic lamp holder with silver plated contact - Standard G8.5.
- Adjustable optical unit - 15° degrees on vertical axis and 360° degree on horizontal axis.



dimension (mm)



#### CHARACTERISTICS

- Optical assembly : IP 67
- Electrical Insulation : Class 1
- Voltage : 220V~240V 50/60 Hz
- Wattage : 20W
- Lamp Type : CDM-TC
- Dimensions (mm) : Ø190(W) x 210(Depth)
- Trimming : Round(T)/Square(Q)
- Approx. Net weight : 3 kg

Model No.	Description	Voltage	Frequency	Lamp
GPCP0854	INGROUND 190(T) 20W CDM-TC C/W Gear & Lamp	220-240V	50-60Hz	G8.5
GPCP0855	INGROUND 190(Q) 20W CDM-TC C/W Gear & Lamp	220-240V	50-60Hz	G8.5

ordering information