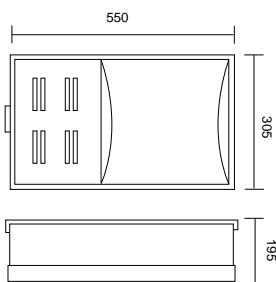
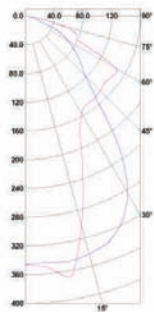




## solar II



dimension (mm)



Solar 300 400W MH

### ADVANTAGES

- Architectural stylish appearance
- High performance, easy maintenance
- Low profile, fully aluminium & glass

### APPLICATION

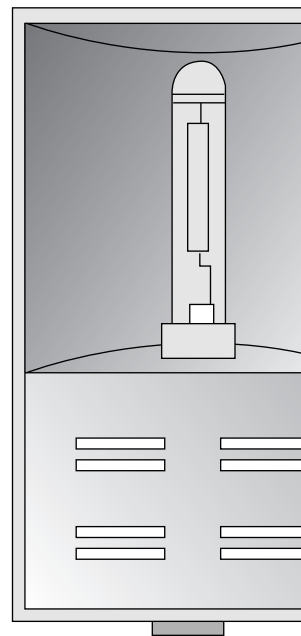
- Railway station, factories, shipyards
- Warehouse, sport hall, commercial
- Suggested mounting height : 4m and above

### FEATURES

- Die cast aluminium ballast housing with cooling fins.
- Finish with epoxy powder paint. Standard colour – Black.
- Zinc-coated steel safety chains attach with ballast housing for a safe common maintenance. Stainless steels external screw.
- High reflectance anodised finished on hydroformed aluminium faceted reflector.
- Thermal shock resistant tempered glass (5mm) in a silicone rubber gasket with securing clip in nickel coated steel installed on the reflector.
- Tempered glass is locked to the body by safety chain..
- Ballast component mounted on a removable gear tray for easy maintenance. Ceramic lamp holder with silver plated contact.
- Emergency switch quartz system available (on request).

### CHARACTERISTICS

- Optical Assembly : IP 20
- Ballast Compartment : IP 20
- Electrical Insulation : Class 1
- Voltazg : 220V~240V 50/60 Hz
- Wattage : 150~400W
- Lamp type : H.P. Sodium, M/Halide or Mercury Vapour
- Dimensions (mm) : 550(L) x 305(W) x 195(H)
- Approx. Net weight : 7~10 kg



Model No.	Description	Voltage	Frequency	Lamp
GPCP0124	SOLAR II 150W M/H C/W Control Gear & Lamp	220V-240V	50-60Hz	E27
GPCP0125	SOLAR II 250W M/H C/W Control Gear & Lamp	220V-240V	50-60Hz	E40
GPCP0126	SOLAR II 400W M/H C/W Control Gear & Lamp	220V-240V	50-60Hz	E40
GPCP0121	SOLAR II 150W HPS C/W Control Gear & Lamp	220V-240V	50-60Hz	E40
GPCP0122	SOLAR II 250W HPS C/W Control Gear & Lamp	220V-240V	50-60Hz	E40
GPCP0123	SOLAR II 400W HPS C/W Control Gear & Lamp	220V-240V	50-60Hz	E40
GPCP0127	SOLAR II 250W MBF C/W Control Gear & Lamp	220V-240V	50-60Hz	E40
GPCP0128	SOLAR II 400W MBF C/W Control Gear & Lamp	220V-240V	50-60Hz	E40